

SINGING  
WITH  
SHARI™

Get!  
Ready!

Warning: Unauthorized reproduction is a violation of applicable law.  
This CD is intended for classroom use. This CD may be used in teacher training when credit is given to artist and CD.

[www.KidsCount1234.com](http://www.KidsCount1234.com)





## **Children's Chorus**

*(back row)*

Marina Rasmussen,  
Grace Hentges, Tysia Hering,  
Cady Muelken, Jakob Rasmussen,

*(center)*

Shari Sloane, Phoebe Evans

*(front row)*

Madison Zoellner, Zachary Juckel



CONTACT INFORMATION:  
**[www.kidscount1234.com](http://www.kidscount1234.com)**  
Shari Sloane  
17256 Jasper Ct.  
Lakeville MN 55044  
952-435-2811

For additional instruction on sign language visit: **[www.aslpro.com](http://www.aslpro.com)**

## **Musicians**

**Keyboard** – Londa Lundstrom Ramsey

**Bass Guitar, Techno Sounds and Keys** – Brennan Salibrici

**Guitars** – Chase Hentges


**Drums** – Aaron Johnson

**Pedal Steel, Dobro and Jaw Harp** – Joe Savage

**Additional Keys** – Charles Lane

**Background Vocals** – Londa Lundstrom Ramsey, Brent Ramsey and Tricia Eisens

**Scot Scot Clang Clang Additional Vocal** – Grace Hentges



## **Credits**

**Engineering** – Chase Hentges

**Vocal Coach** – Tricia Eisens

**Mastering** – Luke Frederickson

**Sign Language Consultants** – Anna Pettet (*in photos*), Amy Pettet

**Cover and Booklet Illustrations** – John Rasmussen

**Graphic Design** – Steven Streeter

**Recorded and Mixed at:** Room 2 Studio Minneapolis, MN

## **Special Thanks**

Shari Sloane would like to thank: *"All things are possible through Christ who strengthens me."*

(Philippians 4:13)

This project would have never happened without Jesus in my life. God has put all of these incredibly talented people in my path. I am so blessed! Thank you to my family for always supporting me through the busy times. And a special thanks to Chase Hentges for being such an incredible engineer/do it all. You have grown into such a wonderful young man. This would not have been possible without you. And of course, thank you to all of my former students who are the inspiration for it all.



# Get Ready!

## Pass Around the Broomstick

Adapted from music and words by Kay Lande & Wade Denning

Pass around the broomstick  
Round and round the room  
While the music's playing  
Quickly pass the broom

Anyone is out  
If the broomstick drops  
Or the one who has it when the music stops.

**This is an elimination game.** Everyone forms a big circle. When the music starts the broomstick is passed along from one to another until the vocal music stops. Then whoever has the broomstick must ride it around inside the circle during the instrumental chorus while everyone claps.

Then he/she "lands" the broomstick to someone else and sits down.  
This can be repeated until only one person is left  
with the broomstick and is pronounced the "winner."




## Get Ready!

Words and Music by Londa Lundstrom Ramsey and Brent Ramsey  
© 2010 Fresh Rain Music/SESAC

### Instrumental Only Version

For additional instruction on sign language visit:  
[www.aslpro.com](http://www.aslpro.com)



## Get Ready!

Words and Music by Londa Lundstrom Ramsey and Brent Ramsey  
© 2010 Fresh Rain Music/SESAC

Get – get – get – get – get ready!  
Get – get – get

Everybody get ready  
(cross fingers on both hands, slide left to right)  
It's gonna be a great day (cheer arms up)  
Get ready (cross fingers, slide left to right)  
Read, write, learn and play. (point to brain,  
thumb and pinkies up and shake)  
Get ready, get ready, get ready  
(cross fingers, slide left to right 3x)  
Everybody get ready (cross fingers, slide left to right)  
Time to be saying hello! (point to wrist, wave)  
Get ready (cross fingers, slide left to right)  
We're getting smarter, let's go! (middle finger touching  
forehead, all fingers out, flip palm out)  
Get ready, get ready, get ready!  
(cross fingers, slide left to right 3x)

I've got a secret (thumb over mouth)  
I think that you should know (point to forehead)  
Move in a little closer now (wave in)  
The secret will help you grow (thumb over mouth)  
Open your eyes  
(pointer finger on thumb by eyes, lift up finger)  
Turn up your ears (twist hands by ear)  
The secret is here in school (thumb over mouth,  
pat hands palms together)  
Learning is fun for everyone (point to forehead, stretch arms out)

School is really cool!  
(pat hands palms together, thumb to chest wiggle fingers)

### Chorus

Right now's the time to (point to wrist)  
Put on your thinking cap (pull on hat)  
Stand tall and wake up your brain  
(stand up, pointer fingers go out from face)  
It's not time to take a nap (shake head "no", lay head on hands)  
Take the hand of your friend now (grasp hands, hook fingers  
"friend" sign)  
And hold your hands up high (grasp hands and lift up)  
Respect and love each other (cross arms over chest "love")  
Together we can fly (fly)

### Chorus

Get – get – get – get – get ready!  
Get – get – get – get – get ready!





## The Right Left Boogie

Words written by Shari Sloane

Music by Londa Lundstrom Ramsey, Brent Ramsey and Shari Sloane

© 2010 Fresh Rain Music/SESAC

This is my right hand (*kids echo*)

This is my left hand

Right hand, left hand

Clap, clap, clap

This is my right foot

This is my left foot

Right foot, left foot

Stomp, stomp, stomp

This is my right eye

This is my left eye

Right eye, left eye

Wink, wink, wink

This is my right ear

This is my left ear

Right ear, left ear

Shh, shh, shh

This is my right elbow

This is my left elbow

Right elbow left elbow

Flap, flap, flap

This is my right knee

This is my left knee

Right knee, left knee

Knock, knock, knock

Right hand, left hand

Right foot, left foot

Right eye, left eye

Right ear, left ear

Right elbow, left elbow

Right knee, left knee


Shout it out! Shout it out!

Shout it out! Shout it out!

Dance, dance, dance!

Na na na na na

Na na na na na...



# Sing the Sounds Song 🎵

Adapted by Shari Sloane

© 2010 Fresh Rain Music/SESAC

A B C D E F G H I J K L M N O P Q R S T U V W X Y Z

(sign each letter)

Now I've sung my ABCs (sign "sing" sign A B and C)

Next time sing the sounds with me

(sign "sing", point to ear, point to self)

/a/ /b/ /c/ /d/ /e/ /f/ /g/ /h/ etc. (sign each letter)

All the letter sounds I've sung

(sign "letter", point to ear, sign "sing")

I know each and every one. (point to brain, point to things)



Sing (1)



Sing (2)



# Learning to Read 🎵

Words by Shari Sloane and Julie Torkelson / Music by Brent Ramsey

© 2010 Fresh Rain Music/SESAC

I'm learning to read (point to brain and make book)

I'm learning to read (point to brain and make book)

I'm learning to read (point to brain and make book)

It's as easy as can be (palms facing down,  
brush back of stationary hand moving out)

Repeat Chorus

When I get in trouble (sign "trouble" – see photos)

There's help on the double (sign "help")

These friends are helpful to me. (sign "friends")

Just use your eagle eye, (sign eagle and point to eye)

Come on; just try (call over motion with hand - "come here")

The clues are in the scene (make "c" shape with hand by head  
and then hand)

Chorus

With stretchy the snake (sign "snake")

For goodness sakes

Stretch out the words you see. (stretch out fists)

Get fish lips ready (sign "fish")

Keep going steady (sign "keep going")

The first letter's what you need. (sign "letter")

Chorus

Well, Chunky the Monkey (sign "monkey")

He's really funky (sign "silly")

Look for the chunk you know (sign "piece")

And Skippy the Frog (sign "frog")

He's down at the bog. (sign "pond")

Skip it and off you'll go (sign "jump")

Chorus

Tryin' Lion (sign "lion")

You're really flying (flap arms)

Go back and start again (sign "go back")

Helpful Kangaroo (sign "kangaroo")

He'll help you through (sign "help")

If you've tried all these ask a friend. (sign "ask" and "friend")

Chorus



Trouble (1)



Trouble (2)



Help



Friends






Eagle (1)



Eagle (2)



Snake (1)



Snake (2)



For additional instruction  
on sign language visit:  
[www.aslpro.com](http://www.aslpro.com)



Fish



Keep Going (1)



Keep Going (2)



Letter



Monkey



Silly (1)



Silly (2)

## Safe Zone

Words & Music by Londa Lundstrom Ramsey, Shari Sloane & Brent Ramsey  
© 2010 Fresh Rain Music/SESAC

Do you have a friend in school  
(hook fingers, pat hands palms together)  
Who makes you feel real bad? (hands move down face, sad face)  
Their words or their actions (sign "words," sign "actions")  
Sometimes make you feel so sad. (hands move down face, sad face)

If you've had this happen (point and shake finger)  
If someone bullies you (continue action)  
It's not OK to feel bad (shake head)  
Here's what you can do (palms up, move arms out)

First tell the bully,  
"Stop" And say "no" (put hand up like stop)  
"Your words hurt my feelings (sign "words")  
Your actions have to go." (sign "actions")  
Next tell the teacher if (pointer finger on chin, move out)  
They won't leave you alone (shake finger)  
It's not OK to bully, (shake head)  
School is a safe zone. (pat hands, fists crossed in front, move out)

Safe zone, a safe zone  
School is a safe zone

Repeat Chorus

Words



Action (1)



Action (2)





## Some Children Went to Sea

Words written by Julie Torkelson  
© 2010 Fresh Rain Music/SESAC

Some children went to sea – sea – sea (*pinch pointer & thumb together, aim down, wave motion going out*)  
To see what they could read – read – read (*show book*)  
They saw the letter (*letter name*) (*letter sound*) (*letter sound*)  
At they bottom of the deep blue sea – sea – sea. (*pinch pointer & thumb together, aim down, wave motion going out*)

B, H, N, J, Y, M, T, S, V, K, Z, L

## School Time Rap

Words written by Shari Sloane / Music by Londa Lundstrom Ramsey  
© 2010 Fresh Rain Music/SESAC

A – B – C D E

School is where I want to be. (*kids echo*) (*pat hands, palms together; claw grab, palms up*)

Chant, Sing, Yeah Each verse

F – G – H I J

Learn to read and write each day  
(*show book, elbow on opposite hand, pointer finger up, move down*)

K – L – M N O

Off to my own school I go.  
(*pat hands, palms together; point away*)

P – Q – R S T

It is fun for you and me. (*point to other and self*)



U – V – W X Y

I work hard I really try (*2 fists, top fist comes down on bottom fist and goes out*)

Z – Z – Z Z Z


School is fun, can't you see? (*pat hands, palms together; pointer and middle finger by eye, move out*)



Piece



Kangaroo



Frog (1)



Frog (2)



Pond (1)



Pond (2)



Jump (1)



Jump (2)



Lion (1)



Lion (2)



Go Back (1)



Go Back (2)



Ask (1)



Ask (2)



## Bingo, Bango, Bongo

Words written by Shari Sloane and Julie Torkelson

Music by Londa Lundstrom Ramsey and Brent Ramsey

© 2010 Fresh Rain Music/SESAC

Bingo — Bango — Bongo

Bingo, Bango, Bongo (*beat chest*)

Gorillas weigh a ton. (*arms out showing huge*)

Bingo, Bango, Bongo (*beat chest*)

I can count by ones. (*thumbs pointing to self*)

Count to 20 by 1s

(*show 1 finger and cross over alternating hands*)

Bingo, Bango, Bongo (*beat chest*)

Gorillas take a snooze (*sleep on folded hands*)

Bingo, Bango, Bongo (*beat chest*)

I can count by twos. (*thumbs pointing to self*)

Count to 30 by 2s

(*show 2 fingers and cross over alternating hands*)

Bingo, Bango, Bongo (*beat chest*)

Gorillas take a drive (*turn pretend steering wheel*)

Bingo, Bango, Bongo (*beat chest*)

I can count by fives. (*thumbs pointing to self*)

Count to 100 by 5s

(*show 5 fingers and cross over alternating hands*)

Bingo, Bango, Bongo (*beat chest*)

Gorillas hug the hens

Bingo, Bango, Bongo (*beat chest*)



I can count by tens. (*thumbs pointing to self*)

Count to 100 by 10s

(*flash 10 fingers*)

Bingo, Bango, Bongo (*beat chest*)

Gorillas dance the mounds

Bingo, Bango, Bongo (*beat chest*)

I can count by hundreds. (*thumbs pointing to self*)

Count to 1000 by 100s

(*wave hands overhead*)

## If Your Name Has the Letter

Words written by Shari Sloane and Julie Torkelson

© 2010 Fresh Rain Music/SESAC

If your name has an A, clap your hands

If your name has a B, join the band (*play instruments*)

If your name has a C, then stand up and wave to me

If your name has a D, touch your knee.

If your name has an E, pat your thigh

If your name has an F, try to fly

If your name has a G, then blow a kiss to me.

If your name has an H, try to ski.

If your name has an I, nod your head

If your name has a J, point to red

If your name has a K, stand up and show OK (*show sign for OK*)

If your name has an L, shout "hooray!"

If your name has an M shake awhile

If your name has an N, turn the dial (*pretend to turn dial*)

If your name has an O, stand up and touch your toe.

If your name has a P, start to row. (*pretend to row boat*)

## Spelling Words

Adapted by Shari Sloane

© 2010 Fresh Rain Music/SESAC

2 letter words — "Row, Row Row Your Boat"

G-O G-O

That spells —go.

G-O G-O

That spells go.

Then open verse.

3 letter words — "Are You Sleeping?"

T-H-E T-H-E

T-H-E T-H-E

I can spell the

I can spell the

T-H-E T-H-E

Then open verse.

4 letter words — "London Bridge"

L-I-K-E, L-I-K-E

L-I-K-E, L-I-K-E

L-I-K-E, L-I-K-E

That spells like.

Then open verse.

5 letter words — "BINGO"

There is word that I can spell and  
there is the word-o.

T-H-E-R-E

T-H-E-R-E

T-H-E-R-E

And there is the word-o.

Then open verse



## Awake, Aware, Alert!

Adapted by Shari Sloane and Julie Torkelson

© 2010 Fresh Rain Music/SESAC

I'm awake, aware, alert, animated

(*cross elbow to opposite knee 3X*)

I'm awake, aware, alert, animated

(*cross elbow to opposite knee 3X*)

I'm awake, aware, alert (*cross elbow to opposite knee 2X*)

— I'm alert, aware, awake (*touch opposite foot behind back 2X*)

I'm awake, aware, alert, animated

(*cross elbow to opposite knee 3X*)

Repeat 4 more times getting faster each time





## Scoot Scoot, Clang Clang

Words and Music written by Shari Sloane

© 2010 Fresh Rain Music/SESAC

Scoot, scoot, clang, clang (*scoot to the right, clang bell*)  
 Dance along and sing with me (*twirl to the right*)  
 Scoot scoot, clang clang (*scoot to the left, clang bell*)  
 It's as crazy as can be. (*crazy sign with and twirl to left*)  
 Scoot scoot shake shake scoot scoot shake shake  
 (*scoot and shake rear ends*)  
 It's as crazy as can be. (*crazy sign with both hands*)

We're all together here today  
 (*step touch to the right — step touch step touch step*)  
 Having fun in every way.  
 (*step touch to the left — step touch step touch step*)  
 Moving, dancing with the beat (*right heel, left heel step*)  
 Swing those hips and move your feet.  
 (*swing hips and step in place*)  
 Scoot scoot shake shake scoot scoot shake shake  
 (*scoot and shake rear ends*)  
 It's as crazy as can be.

Repeat Chorus

Come along and dance with me.  
 (*step touch to the right - step touch step touch step*)  
 You look so good, don't you see  
 (*step touch to the right - step touch step touch step*)



Moving, dancing with the beat (*right heel, left heel step*)  
 Swing those hips and move your feet.  
 (*swing hips and step in place*)  
 Scoot scoot shake shake scoot scoot shake shake  
 (*scoot and shake rear ends*)  
 It's as crazy as can be. (*crazy sign with both hands*)

Repeat Chorus 2x



If your name has a Q, say "no- no" (*shake finger and head*)  
 If your name has an R, do-si-do (*square dance do-si-do*)  
 If your name has an S, you should twist around I guess.  
 If your name has a T say "Oh Yes!" (*give thumbs up*)

If your name has a U, give a sigh  
 If your name has a V, touch the sky  
 If your name has W, X or Y or Z  
 Then stand up, take a bow and say, "That's me!"

## Letter Pop

Words by Julie Torkelson and Shari Sloane  
 Music adapted from Beverly Ross and Julius Dixon  
 © 2010 Fresh Rain Music/SESAC

Letter pop, letter pop, Oh, letter letter pop  
 (*sign "letter" over and over*)  
 Letter pop, letter pop, Oh letter, letter pop  
 Letter pop, letter pop, Oh letter, letter pop  
 Letter POP!

Repeat Chorus

See the letters on a stick  
 Which candy will you pick?  
 Each letter has name  
 Play this yummy learning game

A /a/ B /b/ C /c/ etc.  
 (*use sign language to show the alphabet*)



## We're Different We're All the Same

Words & music by Shari Sloane, Londa Lundstrom Ramsey & Brent Ramsey  
 © 2010 Fresh Rain Music/SESAC

We're different, (*pointer fingers crossed, move out*) we're all the same (*palms down, pointer fingers tap together twice*)  
 Different families, all different names  
 (*pointer fingers crossed, move out 2x*)  
 Different hair and eyes, green, brown or blue (*pointer fingers crossed, move out point to hair and eyes*)  
 We're different, (*pointer fingers crossed, move out*) we're all alike (*palms down, pointer fingers tap together twice*)  
 We all need love, this is right (*arms crossed on chest "love"*)  
 We're all part of one big world, me and you. (*"w" fingers together, rotate and end together*)

We are little people  
 (*hands showing small, "p" alternating forward circles*)  
 Different every one (*pointer fingers crossed, move out*)  
 Big and tall, short and small (*hand showing tall and small*)  
 Makes life really fun (*cheer arms*)

Chorus

Shades of many colors  
 (*palm in, 5 fingers by chin, 3 fingers tapping chin*)  
 White or black or brown (*continue previous sign*)  
 Some have legs of wheels (*make wheel chair motion*)  
 Rolling all around (*continue rolling motion*)

Repeat Chorus 2 Times



Words by Shari Sloane and Julie Torkelson  
Music by Londa Lundstrom Ramsey and Shari Sloane  
© 2010 Fresh Rain Music/SESAC

Lying in my sleeping bag, lying in my sleeping bag  
*(lying on folded hands)*  
 Couldn't get to sleep, couldn't get to sleep *(stretch and yawn)*  
 So I looked at my watch, I looked at my watch *(look at wrist)*  
 And I wanted to weep, I wanted to weep  
*(run fingers down cheeks)*

So I llllllll to the left (*roll hands*) and I llllllll to the right (*roll hands*)  
And I listened to the sounds that you hear at night  
(*hand to ear, sleep on folded hands*)

Hear the Owl- whoo whoo, whoo whoo (*flap wings*)

Words written by Julie Torkelson and Shari Sloane  
© 2010 Fresh Rain Music/SESAC

We're learning all the letters (*sign "letter"*)  
It's fun to read together (*hands make book*)  
Each letter has a name (*sign "letter"*)  
No two are the same  
(*shake head, tap pointer finger together, palms down*)



Repeat Chorus

Hear the Squirrel- swish, swish, swish, swish  
(wiggle rear end), whoo whoo, whoo whoo (flap wings)

### Repeat Chorus

Hear the Wolf- owwww-ooooo (*cup hands by mouth*), swish, swish, swish, swish (*wiggle rear end*), whoo whoo, whoo whoo (*flap wings*)

### Repeat Chorus

Repeat add Hear the raccoon – crash, bang, crash  
(throw hands wildly)

Lying in my sleeping bag, lying in my sleeping bag  
What's that I smell?

A skunk!!!! Ahhhhhhhh! Pee Yew!

C says /c/ /c/ (snap, snap) (sign c)  
C says /c/ /c/ (snap, snap)  
C says /c/ /c/. C says /c/ /c/ C says /c/ /c/ (snap, snap)

Repeat for  $F$  (*sign*  $F$ )

### Chorus

Repeat for  $K, S$  (sign  $K, S$ )

## Chorus

Repeat for  $T, N$  (*sign*  $T, N$ )

## Chorus

Words written by Shari Sloane, Londa Lundstrom Ramsey & Brent Ramsey  
© 2010 Fresh Rain Music/SESAC

Everybody clean up, clean up, clean up  
Everybody clean up, clean up now  
Everybody clean up, clean up, clean up  
Everybody clean up, clean up now

\_\_\_\_\_ cleaning, \_\_\_\_\_ cleaning,  
 \_\_\_\_\_ cleaning, \_\_\_\_\_ too.  
 \_\_\_\_\_ cleaning, \_\_\_\_\_ cleaning,  
 \_\_\_\_\_ cleaning, \_\_\_\_\_ too.

Pick up the toys now  
Put them away  
We can play another day  
Pick up your papers  
Let's help our friend  
We're not finished till the end

Traditional Tune  
Words written by Kim Adsit and Kimberly Jordano  
© 2010 Fresh Rain Music/SESAC

Bippity Boppity Boo a bat flew over to you  
(*sign "bat," point to other*)  
Bippity Boppity Bee a bat flew over to me  
(*sign "bat," point to self*)  
Bippity Boppity Bayla, a bat flew over to Kayla (*sign "bat"*)  
Bippity Boppity Bonnor a bat flew over to Connor (*sign "bat"*)  
Bippity Boppity (child's name changed to start with /b/ sound)

a bat flew over to (Child's name)  
Bippity Boppity (child's name changed to start with /b/ sound)  
a bat flew over to (Child's name)  
Bippity Boppity (child's name changed to start with /b/ sound)  
a bat flew over to (Child's name)  
Bippity Boppity (child's name changed to start with /b/ sound)  
a bat flew over to (Child's name)



Words by Shari Sloane / Music by Londa Lundstrom Ramsey & Shari Sloane  
© 2010 Fresh Rain Music/SESAC

Zero the Hero has come today  
He comes to visit every 10th day  
He likes to count and make sets of 10.  
Zero's our special counting friend

We'll count to 100, stop at each 10  
When we get there, it's not the end  
Jump right up and wave your hands  
Turn around, move with the band.

1, 2, 3, 4, 5, 6, 7, 8, 9, 10 (kids dance)  
11, 12, 13, 14, 15, 16, 17, 18, 19, 20 (kids dance)  
Continue Pattern to 100

